



22 MAR 2016

March 9, 2016

*To all Twin Commander Service Centers*

*Hello Everyone,*

*Enclosed, you will find the Maintenance Alert for "Cracks in Bobweight Support Arm" used on Models 690D, 695A and 695B.*

*Inspection Criteria at the 150 hour inspection.*

*For any questions or concerns, please see Geoffrey Pence's contact information listed on the Maintenance Alert*

*Best Regards,*

*Bill Ball  
Engineering Librarian  
Twin Commander Aircraft LLC  
Ph: 919-956-4242  
Fax: 919-682-3786  
Email: [bball@twincommander.com](mailto:bball@twincommander.com)*





## Twin Commander Aircraft LLC Maintenance Alert

8 March, 2016

**Subject:** Cracks in Bobweight Support Arms

**Effectivity:** Models 690D, 695A and 695B

**Reason:** Report of cracks found in the 530534-501 Arm at the weight attachment. Refer to Figure 1.

**Compliance:** Inspect at the next 150 Periodic Inspection Interval and every 150 hours thereafter. If cracks are found replace the 530534-501 Arm and the 530546-501 Channel. This inspection shall be carried out in cases where the arms have been replaced as well.

**Inspection:** Gain access to the 530533-3 Bob Weight Assembly located between Fuselage Station Y 230.000 and Y 254.000 at Waterline Z -53.50. Observe all safety precautions and requirements outlined in the maintenance manual and per industry practices for all steps of this maintenance alert.

Inspect the 530534-501 Arms at the weight attachment point for cracking. Inspect 530546-501 Channel attachment to the 530535-1 Collars and 530542-1 Shaft for loose fasteners or any other damage. Refer to Figure 2

If cracks are found, both the 530534-501 Arm and 530546-501 Channel must be replaced with the new 530534-501 Arm and 53054-503 Channel. The 530546-503 Channel has been lengthened to nest with the 530534-501 Arm for the full length providing better structural arrangement at the weight attachment point.

If loose fasteners or any other damage are found at the collars and shaft attach points contact Twin Commander Aircraft.

Fill out and mail inspection card outlining any damage found. Use additional paper if necessary.

**Log Entry:** Make the appropriate entry in the aircraft records indicating whether the inspection has been performed or the inspection and replacement of the Arm and Bracket has been accomplished.

**Contact:** Geoffrey Pence  
Technical Service Manager  
Twin Commander Aircraft LLC  
18933 59<sup>th</sup> Ave NE  
Arlington, WA 98223  
(919) 956-4247  
[gpence@twinCommander.com](mailto:gpence@twinCommander.com)

Twin Commander Aircraft LLC  
**Maintenance Alert**


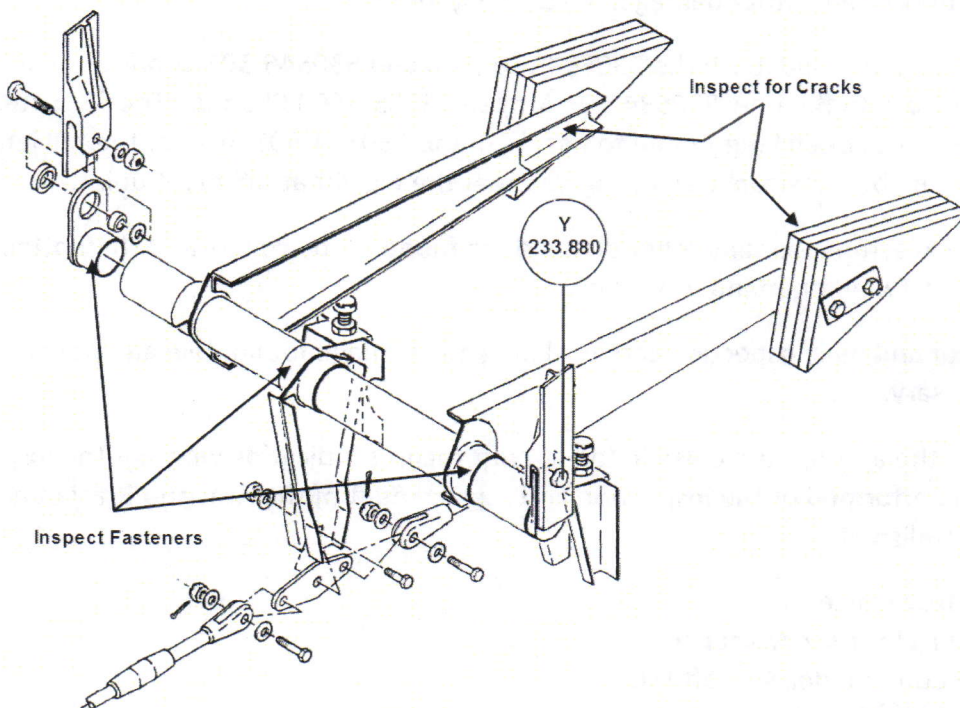



Figure 1





NO POSTAGE  
NECESSARY  
IF MAILED  
IN THE  
UNITED STATES



**BUSINESS REPLY MAIL**  
FIRST-CLASS MAIL PERMIT NO. 1 CREEDMOOR NC

POSTAGE WILL BE PAID BY ADDRESSEE



1176 Telecom Dr  
Creedmoor NC 27522-9912



